



Historic England

# Bradford City Hall



Colour in and cut out your Bradford City building and tower.

Fold along the dotted lines, then glue the bottom strip to make the triangular base. Stick the tower in place. Press and curve the base to stand your building up.



Glue this strip.

Glue this tab.



Historic England

# National Science & Media Museum



Colour in and cut out your Bradford City building. ↗

Fold along the dotted lines, then glue the bottom strip  
to make the triangular base.

Press and curve the base to stand your building up.

Glue this strip.




Historic England

# Alhambra Theatre



Colour in and cut out  
your Bradford City building.



Fold along the dotted lines, then glue the bottom strip  
to make the triangular base.

Press and curve the base to stand your building up.

Glue this strip.





↗



Press and curve the base to stand your building up.

Glue this strip.



Historic England

# Wool Exchange



↑ Colour in and cut out your Bradford City building.

Fold along the dotted lines, then glue the bottom strip  
to make the triangular base.

Press and curve the base to stand your building up.

Glue this strip.





Historic England

# Midland Hotel



↑ Colour in and cut out your Bradford City building.

Fold along the dotted lines, then glue the bottom strip  
to make the triangular base.


Press and curve the base to stand your building up.

Glue this strip.



Historic England

# Bradford Arts Centre



Colour in and cut out your Bradford City building. ↗

Fold along the dotted lines, then glue the bottom strip  
to make the triangular base.

Press and curve the base to stand your building up.

Glue this strip.





Historic England

# Bradford Cathedral



Colour in and cut out your Bradford City building. ↗

Fold along the dotted lines, then glue the bottom strip  
to make the triangular base.

Press and curve the base to stand your building up.



Glue this strip.





Historic England

# 62 Vicar Lane



↑ Colour in and cut out your Bradford City building.

Fold along the dotted lines, then glue the bottom strip  
to make the triangular base.

Press and curve the base to stand your building up.

Glue this strip.




Historic England

# St. George's Hall



Colour in and cut out  
your Bradford City building.



Fold along the dotted lines, then glue the bottom strip  
to make the triangular base.

Press and curve the base to stand your building up.

Glue this strip.